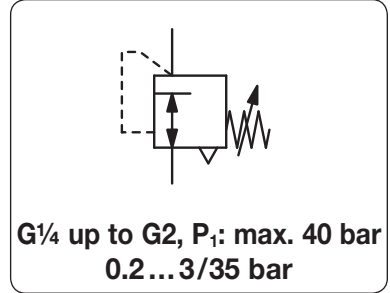
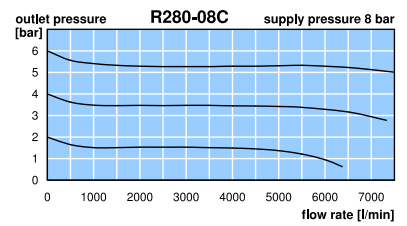
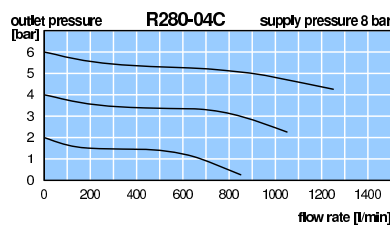
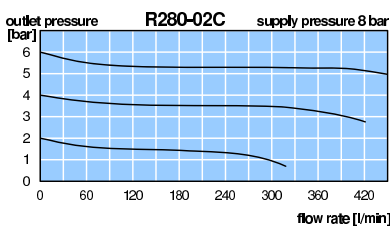
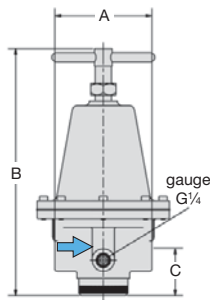
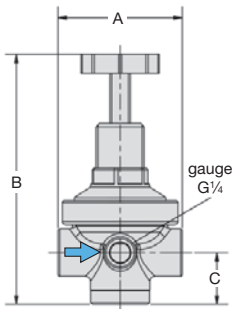


Description	Diaphragm pressure regulator for supply pressure up to 40 bar, of solid design, completely made of brass.
Media	compressed air, non-corrosive gases or liquids. Regulator R280-16 is not suitable for liquids.
Supply pressure	max. 40 bar, for liquids $\Delta P_{max.} = 25$ bar
Adjustment	by handwheel for G $\frac{1}{4}$ and G $\frac{1}{2}$, with locknut by T-handle for G $\frac{3}{4}$ up to G1 $\frac{1}{2}$ by knob for G2 by hexagonal spindle for range 0.5...16/25 bar, up to size G $\frac{1}{2}$ 14 mm A/F, otherwise 19 mm A/F
Relieving function	relieving, optionally non-relieving
Gauge port	G $\frac{1}{4}$ on both sides of the body, one screw plug supplied
Mounting position	any
Temperature range	-10 °C to 90 °C / 14 °F to 194 °F
Material	Body: brass, aluminium die-cast at G2 regulator Elastomer: NBR/Buna-N Inner valve: brass



Dimensions			Pressure adjustment	K _v -value	Flow-rate	Connection thread	Pressure range	Order number
A	B	C	mit	(m ³ /h)	m ³ /h*1	l/min*1	G	bar

Brass pressure regulator								supply pressure max. 40 bar, for compressed air relieving, without pressure gauge	R280
45	104	23	handwheel	0.3	26	430	G $\frac{1}{4}$	0.2... 3	R280-02A
								0.2... 6	R280-02B
								0.5... 10	R280-02C
								0.5... 16	R280-02D
								0.5... 25	R280-02E
72	145	30	handwheel	0.8	75	1250	G $\frac{1}{2}$	0.2... 3	R280-04A
								0.2... 6	R280-04B
								0.5... 10	R280-04C
								0.5... 16	R280-04D
								0.5... 25	R280-04E
			hexagonal spindle						
95	216	41	T-handle	4.8	450	7500	G $\frac{3}{4}$ *2	0.2... 3	R280-06A
								0.2... 6	R280-06B
								0.5... 10	R280-06C
								0.5... 16	R280-06D
								0.5... 25	R280-06E
			hexagonal spindle						
95	216	41	T-handle	5.0	468	7800	G1	0.2... 3	R280-08A
								0.2... 6	R280-08B
								0.5... 10	R280-08C
								0.5... 16	R280-08D
								0.5... 25	R280-08E
			hexagonal spindle						
128	240	50	T-handle	7.1	660	11000	G1 $\frac{1}{4}$ *2	0.2... 3	R280-10A
								0.2... 6	R280-10B
								0.5... 10	R280-10C
								0.5... 16	R280-10D
								0.5... 25	R280-10E
			hexagonal spindle						

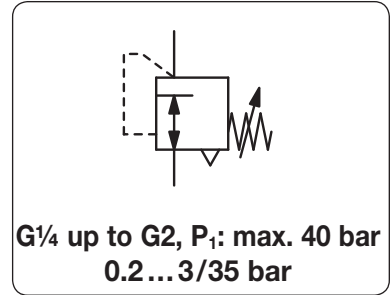


*1 at 8 bar supply pressure, 6 bar outlet pressure and 1 bar pressure drop

*2 reduced from next bigger thread



Description	Diaphragm pressure regulator for supply pressure up to 40 bar, of solid design, completely made of brass.
Media	compressed air, non-corrosive gases or liquids. Regulator R280-16 is not suitable for liquids.
Supply pressure	max. 40 bar, for liquids $\Delta P_{max} = 25$ bar
Adjustment	by handwheel for G $\frac{1}{4}$ and G $\frac{1}{2}$, with locknut by T-handle for G $\frac{3}{4}$ up to G1 $\frac{1}{2}$ by knob for G2 by hexagonal spindle for range 0.5...16/25 bar, up to size G $\frac{1}{2}$ 14 mm A/F, otherwise 19 mm A/F
Relieving function	relieving, optionally non-relieving
Gauge port	G $\frac{1}{4}$ on both sides of the body, one screw plug supplied
Mounting position	any
Temperature range	-10 °C to 90 °C / 14 °F to 194 °F
Material	Body: brass, aluminium die-cast at G2 regulator Elastomer: NBR/Buna-N Inner valve: brass



Dimensions			Pressure adjustment	K _v -value	Flow-rate	Connection thread	Pressure range	Order number
A	B	C	mit	(m ³ /h)	m ³ /h*1	G	bar	*
mm	mm	mm			l/min*1			

Brass pressure regulator		supply pressure max. 40 bar, for compressed air relieving, without pressure gauge					R280		
114	240	50	T-handle	7.7	720	12000	G1 $\frac{1}{2}$	0.2... 3 0.2... 6 0.5... 10 0.5... 16 0.5... 25	R280-12A R280-12B R280-12C R280-12D R280-12E
		hexagonal spindle							
160	248	78	knob	25.6	2400	40000	G2	0.5... 6 0.5... 10 0.5... 16 0.5... 25 0.5... 35	R280-16B R280-16C R280-16D R280-16E R280-16F



R280-12
accessory: gauge



Special options, add the appropriate letter

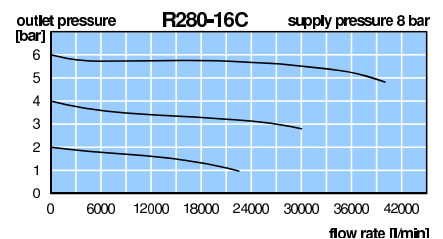
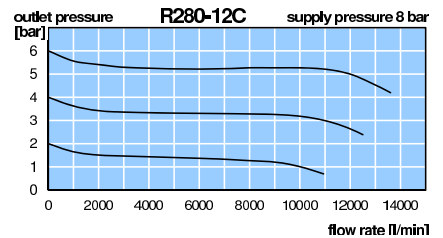
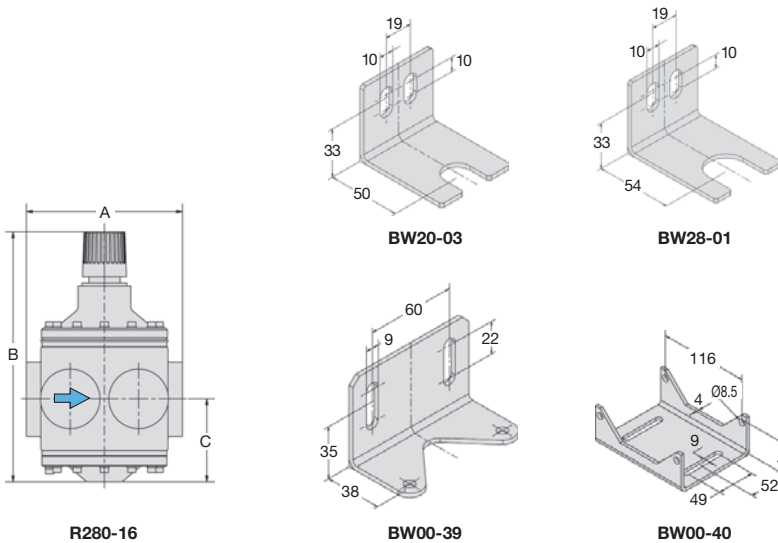
non-relieving for oxygen	without relieving function specially cleaned, with oxygen grease, max. 60 °C/140 °F up to G1 $\frac{1}{2}$	not for G2	R280-... K R280-... K15
---------------------------------	---	------------	----------------------------

Accessories

pressure gauge	Ø 50 mm, 0... ^{*2} bar, G $\frac{1}{4}$ Ø 50 mm, 0...25 bar, G $\frac{1}{4}$ Ø 63 mm, 0... ^{*2} bar, G $\frac{1}{4}$ Ø 63 mm, 0...25 bar, G $\frac{1}{4}$	for G $\frac{1}{4}$ and G $\frac{1}{2}$ for G $\frac{1}{4}$ and G $\frac{1}{2}$ from G $\frac{3}{4}$ from G $\frac{3}{4}$	MA5002-... ^{*2} MA5002-25 MA6302-... ^{*2} MA6302-25
mounting bracket	made of steel	for G $\frac{1}{4}$	BW20-03
mounting nut	made of brass	for G $\frac{1}{4}$	M20x1,5M
mounting bracket	made of steel	for G $\frac{1}{2}$	BW28-01
mounting nut	made of brass	for G $\frac{1}{2}$	M28x1,5M
mounting bracket	made of steel	for G $\frac{3}{4}$ to G1 $\frac{1}{2}$	BW00-39
mounting bracket	made of steel	for G2	BW00-40



R280-16
accessory: gauge



*1 at 8 bar supply pressure, 6 bar outlet pressure and 1 bar pressure drop
*2 04 = 0...4 bar, 06 = 0...6 bar, 10 = 0...10 bar, 16 = 0...16 bar

Gauges: see chapter for measuring devices

PDF CAD
www.aircom.net



Order example:
R280-12A